

CDR4-1L

4" Architectural Round Downlight Lumen & Kelvin Selectable



Project:	
Type:	
Catalog #:	



STANDARDS



HOUSING

- Premium powder-coat, aluminum, white housing.

ELECTRICAL

- Universal 120-277V AC voltage (50-60Hz) is standard.
- 0-10VDC dimming drivers are standard.
- 21.65" flexible metal conduit with additional 6" of conductor is standard.
- Input transient surge protection = 1kV.
- Type IC.
- Power factor > 0.90.
- Total Harmonic distortion < 20%.

OPTICAL SYSTEM

- Polycarbonate diffuser.
- Field selectable 2700k(soft white), 3000k(warm white), 3500k(warm/neutral white), 4000k (neutral white) and 5000k (cool white) color temperatures*.
- Tri-Lumen selectable delivers 600 to 1,100 nominal lumens*.
- Long-life LEDs provide 149,000 hours of operation with at least 70% of initial lumen output (L70), and 44,000 hours with at least 90% of initial lumen output (L90)**.
- LED color maintenance < -0.0114 chromaticity shift ($\Delta u'v'$) over the initial 6,000 hours of operation.
- Beam angle 90°.
- Color rendering index > 90.

* Factory Default kelvin temperature 4000k and highest lumen output
**L70 & L90 hours are IES TM-21-11 calculated hours.

MOUNTING

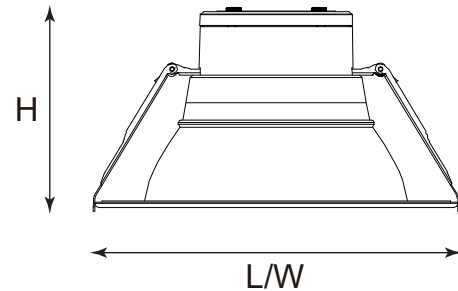
- Recessed in ceiling, new construction or retrofit.
- Access above ceiling required.
- Covered ceiling mount only.
- Compatible with 4.35" ceiling cut-outs and 4" mounting frames.

CODE COMPLIANCE

- cETLus listed for wet locations.
- Energy Star certified.
- Complies with FCC part 15, class B.
- Complies with Title 24.

WARRANTY

- 5 year warranty on all electronics and housing.



Model #	L (in)	W (in)	H (in)	Weight (lbs)	Cut Out (in)
CDR4-1L-LKFS-WHT	5.12	5.12	3.2	0.69	4.35
CDR4-1L-LKFS-SW	5.12	5.12	3.2	0.66	4.35

ORDERING INFORMATION

Example: CDR4-1L-LKFS-WHT

Series	Nominal Lumen Output (Selectable)	Kelvin Selectable	Baffle Type
CDR4	1L 1100/ 900/ 600lm	LKFS 2700 / 3000/ 3500/ 4000/ 5000K	WHT Baffled White SW Specular White

ACCESSORIES (ORDER SEPARATELY)

Mounting Option

MP-UD46810-NC = Mounting plate for 4", 6", 8" and 10" canless recessed downlights.

Trim Rings

CDR4-TR-BK = TRIM RING, 4", FOR USE EXCLUSIVELY WITH CDR4-1L-LKFS, BLACK, BAFFLE REFLECTOR

LUMEN TABLES

Series	Measurements	Low Lumens					Mid Lumens					High Lumens				
		2700K	3000K	3500K	4000K	5000K	2700K	3000K	3500K	4000K	5000K	2700K	3000K	3500K	4000K	5000K
CDR4-1L-LKFS-WHT	Lumens	542	560	580	593	609	793	823	856	877	892	1015	1058	1106	1135	1143
	Watts	5.83	5.78	5.73	5.74	5.83	8.78	8.69	8.57	8.58	8.72	11.60	11.50	11.30	11.30	11.60
	Efficacy	93.03	96.82	101.26	103.38	104.54	90.28	94.73	99.83	102.17	102.26	87.53	91.96	97.90	100.44	98.50

Series	Measurements	Low Lumens					Mid Lumens					High Lumens				
		2700K	3000K	3500K	4000K	5000K	2700K	3000K	3500K	4000K	5000K	2700K	3000K	3500K	4000K	5000K
CDR4-1L-LKFS-SW	Lumens	531	547	565	578	593	782	810	841	862	875	1013	1055	1103	1136	1155
	Watts	5.63	5.59	5.53	5.53	5.60	8.51	8.42	8.31	8.32	8.46	11.40	11.20	11.10	11.20	11.40
	Efficacy	94.33	97.86	102.25	104.53	105.86	91.89	96.23	101.19	103.58	103.47	88.89	94.18	99.36	101.46	101.27

ELECTRICAL DATA

Series	CCT	Input Amps (A)								
		Low Lumens			Mid Lumens			High Lumens		
		120V	240V	277V	120V	240V	277V	120V	240V	277V
CDR4-1L-LKFS-WHT	2700K	0.05	0.02	0.02	0.07	0.04	0.03	0.10	0.05	0.04
	3000K	0.05	0.02	0.02	0.07	0.04	0.03	0.10	0.05	0.04
	3500K	0.05	0.02	0.02	0.07	0.04	0.03	0.09	0.05	0.04
	4000K	0.05	0.02	0.02	0.07	0.04	0.03	0.09	0.05	0.04
	5000K	0.05	0.02	0.02	0.07	0.04	0.03	0.10	0.05	0.04

Series	CCT	Input Amps (A)								
		Low Lumens			Mid Lumens			High Lumens		
		120V	240V	277V	120V	240V	277V	120V	240V	277V
CDR4-1L-LKFS-SW	2700K	0.05	0.02	0.02	0.07	0.04	0.03	0.10	0.05	0.04
	3000K	0.05	0.02	0.02	0.07	0.04	0.03	0.10	0.05	0.04
	3500K	0.05	0.02	0.02	0.07	0.03	0.03	0.09	0.05	0.04
	4000K	0.05	0.02	0.02	0.07	0.03	0.03	0.09	0.05	0.04
	5000K	0.05	0.02	0.02	0.07	0.04	0.03	0.10	0.05	0.04

PHOTOMETRICS

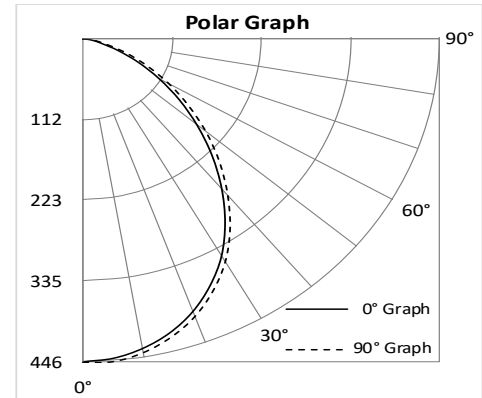
CDR4-1L-LKFS-WHT

Luminaire Data

Description	Commercial Downlight Lumen/Kelvin Selectable
Total Lumens	967
Input Wattage	11
Efficacy (lm/W)	85
Spacing Criterion (0-180°)	1.18
Spacing Criterion (90-270°)	1.2
Photometrics calculated at 2700k - high lumens setting	

Zonal Lumen Summary

Zone	Lumens	%Fixt
0-20°	161	16.6%
0-30°	335	34.6%
0-40°	530	54.8%
20-50°	548	56.7%
40-70°	396	41.0%
0-60°	845	87.4%
0-80°	958	99.1%
0-90°	966	99.9%
90-180°	1	0.1%
0-180°	967	100.0%



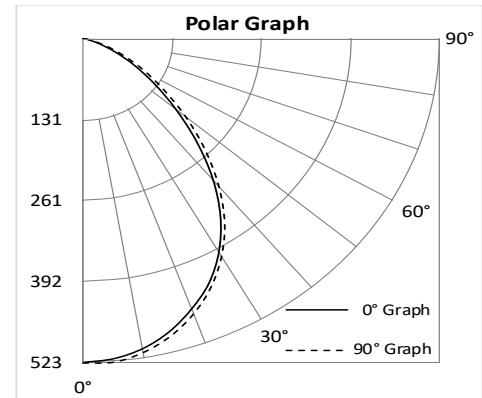
CDR4-1L-LKFS-SW

Luminaire Data

Description	Commercial Downlight Lumen/Kelvin Selectable
Total Lumens	988
Input Wattage	11
Efficacy (lm/W)	87
Spacing Criterion (0-180°)	1.16
Spacing Criterion (90-270°)	1.18
Photometrics calculated at 2700k - high lumens setting	

Zonal Lumen Summary

Zone	Lumens	%Fixt
0-20°	187	18.9%
0-30°	387	39.2%
0-40°	607	61.4%
20-50°	607	61.4%
40-70°	368	37.2%
0-60°	916	92.7%
0-80°	987	99.9%
0-90°	987	99.9%
90-180°	1	0.1%
0-180°	988	100.0%



COMPATIBLE DIMMERS AND CONTROLS

Manufacturer	Model Number			
	Lutron	RMJS-8T-DV-B	Diva DVSTV	MS-Z101-WH
Legrand	RH4FBL3PW	-	-	-